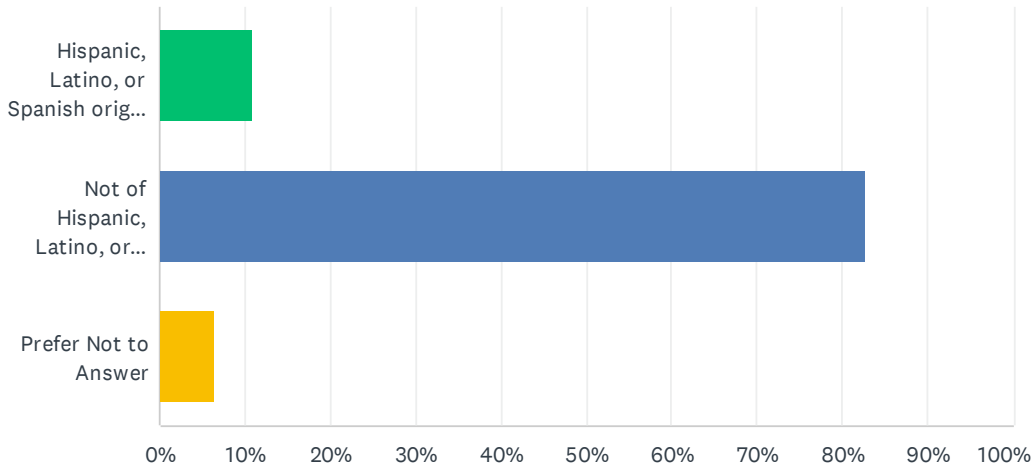


## Q1 Please select the option that best describes your Ethnic Origin:

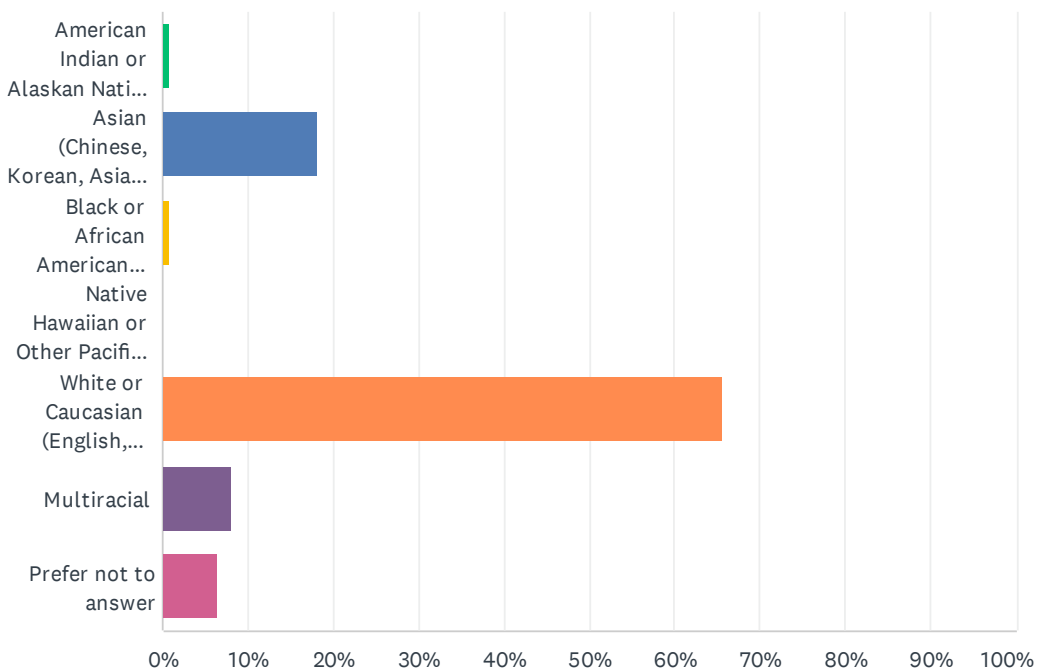
Answered: 110 Skipped: 1



ANSWER CHOICES	RESPONSES	
Hispanic, Latino, or Spanish origin (Mexican or Mexican American, Colombian, Puerto Rican, Cuban, etc.)	10.91%	12
Not of Hispanic, Latino, or Spanish origin	82.73%	91
Prefer Not to Answer	6.36%	7
<b>TOTAL</b>		<b>110</b>

## Q2 Please select the option that best identifies your Race:

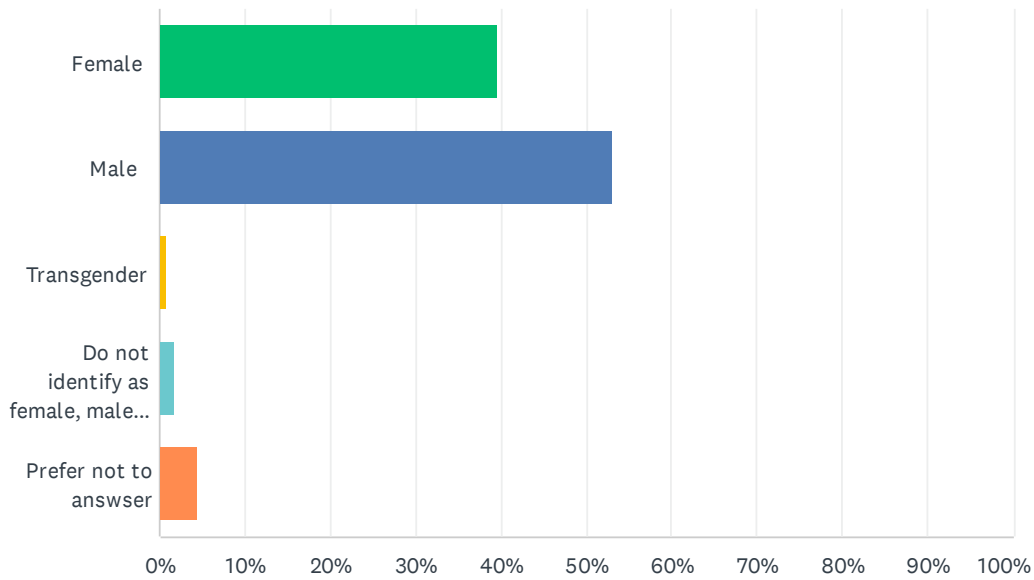
Answered: 111 Skipped: 0



ANSWER CHOICES	RESPONSES	
American Indian or Alaskan Native (Mayan, Aztec, Blackfeet tribe, Navajo nation, etc.)	0.90%	1
Asian (Chinese, Korean, Asian Indian, Filipino, etc.)	18.02%	20
Black or African American (African American, Black British, Nigerian, Ethiopian, Jamaican, etc.)	0.90%	1
Native Hawaiian or Other Pacific Islander (Native Hawaiian, Tongan, Fijian, Samoan, etc.)	0.00%	0
White or Caucasian (English, Irish, German, Italian, etc.)	65.77%	73
Multiracial	8.11%	9
Prefer not to answer	6.31%	7
<b>TOTAL</b>		<b>111</b>

### Q3 Please select the option that best describes your Gender Identity:

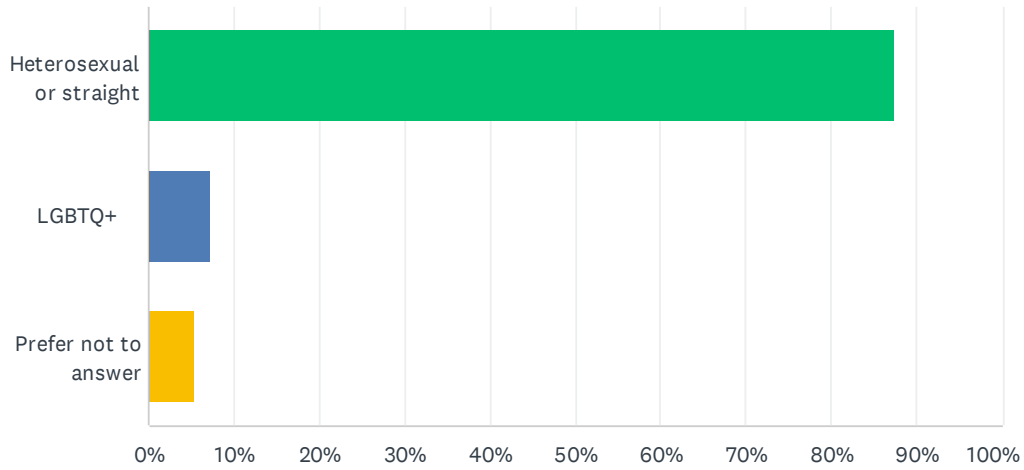
Answered: 111 Skipped: 0



ANSWER CHOICES	RESPONSES	
Female	39.64%	44
Male	53.15%	59
Transgender	0.90%	1
Do not identify as female, male, or transgender	1.80%	2
Prefer not to answer	4.50%	5
<b>TOTAL</b>		<b>111</b>

### Q4 Please select the option that best describes your Sexual Orientation:

Answered: 111 Skipped: 0



ANSWER CHOICES	RESPONSES
Heterosexual or straight	87.39% 97
LGBTQ+	7.21% 8
Prefer not to answer	5.41% 6
<b>TOTAL</b>	<b>111</b>